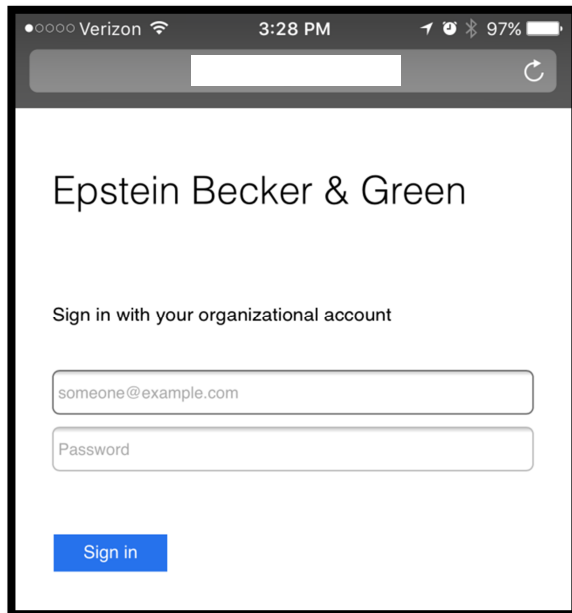
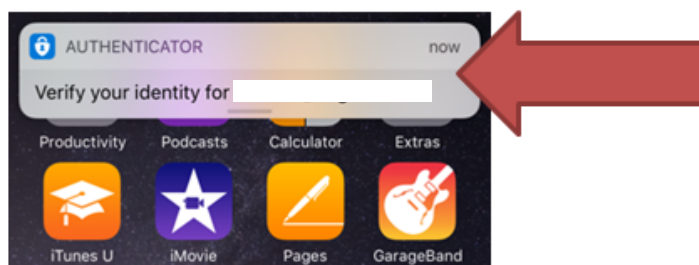


- 1) Type webmail.ebglaw.com in your browser.¹ The following page will open.

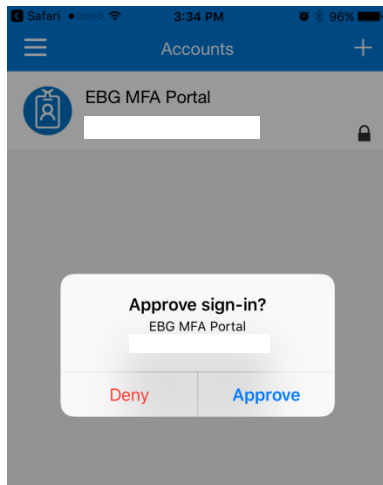


- 2) Enter your EBG email address.
- 3) Enter your EBG Network Password in the designated field.
- 4) Tap the **Sign in** button.
- 5) When prompted to verify your identity, tap the button at the top of your mobile device.



¹ You must first enroll in Multi Factor Authentication (MFA) to access Webmail. See instructions on self-enrolling in EBG Multi Factor Authentication.

6) Tap **APPROVE** when prompted.



7) Webmail will open.

8) Click the **SIGN OUT** button to exit.