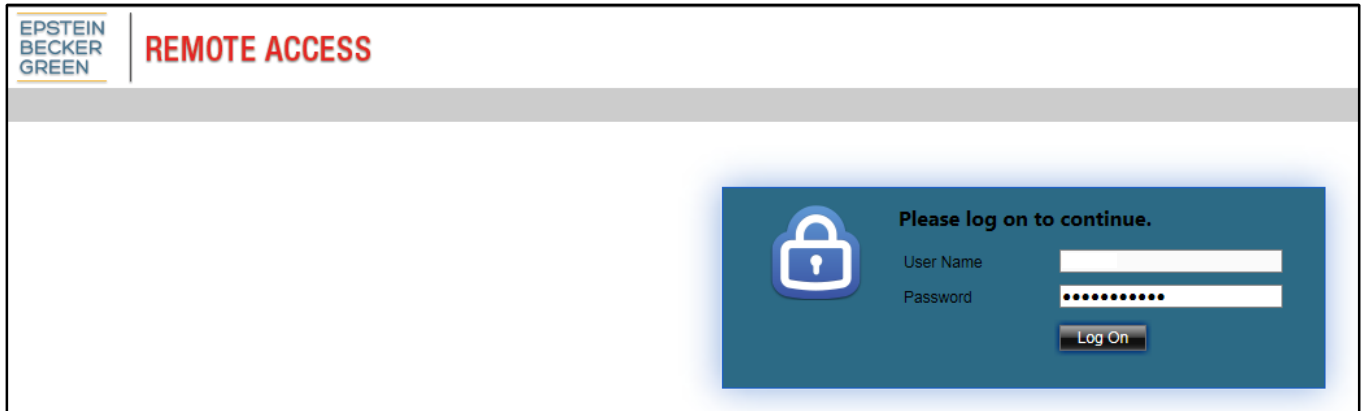


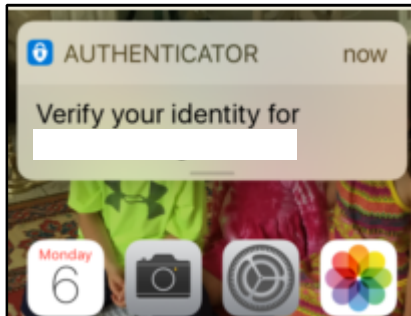
## Connecting to Citrix Using Multi-Factor Authentication

- 1) Type [remote.ebglaw.com](https://remote.ebglaw.com) in your browser. The EBG Remote Access page will open.
- 2) Enter your EBG Network User name.
- 3) Enter your EBG Network Password in the designated field.

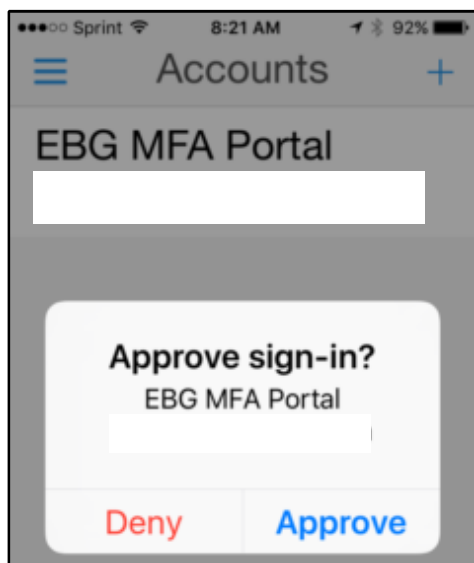


The screenshot shows a web browser window with the EPSTEIN BECKER GREEN logo in the top left corner. The page title is "REMOTE ACCESS". On the right side, there is a blue login box with a lock icon and the text "Please log on to continue." Below this, there are input fields for "User Name" and "Password", and a "Log On" button.

- 4) When prompted to verify your identity, tap the button at the top of your mobile device.



- 5) Tap "Approve" when prompted.



- 6) Click the **REMOTE DESKTOP** icon to access the Citrix Desktop.





- 7) This will open a desktop similar to the one in your office.

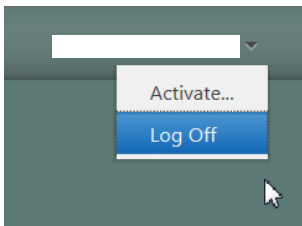
---

## LOGGING OUT OF CITRIX

---

When you have finished using Citrix, it is very important to properly exit the program as outlined below.

- 1) Close All Documents and Applications.
- 2) Click the  button.
- 3) Then click .
- 4) At the Log Off Windows prompt, click Log Off.
- 5) From the pull down menu in the upper right-hand corner, click Log off.



- 6) You should receive the message "You have logged off successfully."
- 7) Close your browser.